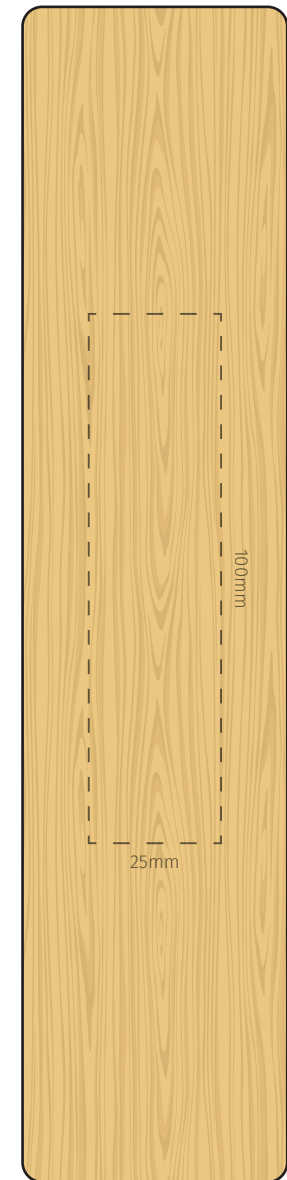



TEMPLATE:
■ NORDIC OUTDOOR GAME SET



Item shown at 70% actual size when viewed on A4 paper

BRANDING - Engrave

Max branding area box: 100 x 40mm
stick: 100 x 25mm

Nordic Outdoor Game Set

How do you play?

The first team to get exactly 50 points is the winner. Two to eight players can play and there has to be two teams for a match to be contested. Each team can have two to four players.

The aim:

To be the first team to get to exactly 50 points by knocking down the numbered pins, without breaking through a score of 50, otherwise your point count goes back down to 25.

Setting Up:

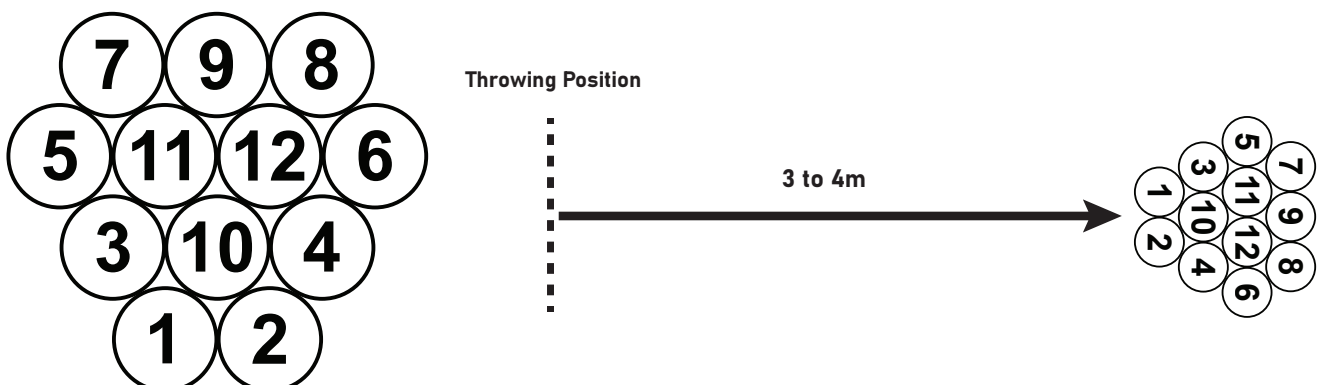
1. Set up the 12 numbered pins in a tight cluster. **See image below.**
2. Place the carry crate 3 to 4 metres away to mark the throwing position

General Play:

1. From the throwing position, teams take turns to throw (underarm) the large throwing pin towards the numbered pins. Where there is more than one player in each team, the team must share its throws equally between all team members to a specific order.
2. After each throw, the score is noted, added to the teams total score, and the numbered pins are placed back upright where they lie (using the base of the pin to mark the spot). The pins will spread as the game continues.

Scoring:

1. A multiple pin score occurs when more than one pin has been fully knocked down. The team scores the number of pins fully knocked down, e.g. knocking down the 7, 11 and 12 scores 3 points.
2. A single pin score occurs when only one pin has been fully knocked down. The team scores the number marked on that pin e.g. knocking down only the 7, scores 7.
3. Pins must lie fully flat to be counted as knocked down. A pin resting or leaning on another pin is not down.



The formation of the pins